

New generation diffusion probe

Product used : Nuclear Magnetic Resonance (NMR)



The new generation diffusion probe is a probe specialized for diffusion applications which requires a large magnetic field gradient. By improving the design around the coil, the recovery time after the field gradient pulse has been significantly shortened compared to the conventional model. This probe is best for analyses of dynamics of high molecular weight polymer solutions with a small diffusion coefficient, nuclei with a small gyromagnetic ratio, and ions in solid electrolytes, which have been actively developed in recent years.

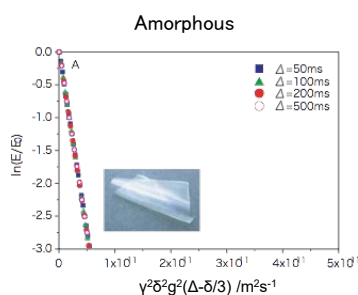
Specification	
Maximum magnetic field gradient	1200G/cm @ 30A 2000G/cm @ 50A
Sample tube diameter	5 mm
Available Nuclei	¹ H, ¹⁹ F, (³¹ P), ⁷ Li, ¹¹ B to ¹⁷ O, ¹⁵ N
NMR lock	² H
FG polarization	Bipolar
VT range	-70 to 120 °C
Auto Tune	Available

* Some of observable nuclei are subject to change

Analytical example 1 Li ion dynamics in polymer solid electrolytes.

The diffusion behavior of Li ions changes significantly depending on the difference in the higher-order structure of the polymer electrolyte. From the diffusion time (Δ) dependence of the diffusion plot, the uniformity of the diffusion motion can be investigated.

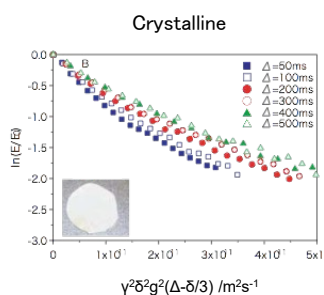
Method: ⁷Li Stimulated Echo
Sample: Polyketone solid electrolyte (crystalline, amorphous)



Stejskal-Tanner diffusion plot with various diffusion time

No diffusion time dependence
→ Homogeneous diffusion

Diffusion time coefficient ($\Delta=500$ ms)
 $D_{Li} = 5.6 \times 10^{-11} [m^2/s]$



Stejskal-Tanner diffusion plot with various diffusion time

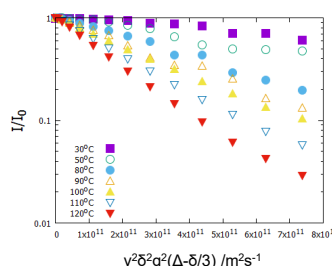
Diffusion time dependence
→ Restricted diffusion

Diffusion time coefficient ($\Delta=500$ ms)
 $D_{Li} = 0.4 \times 10^{-11} [m^2/s]$

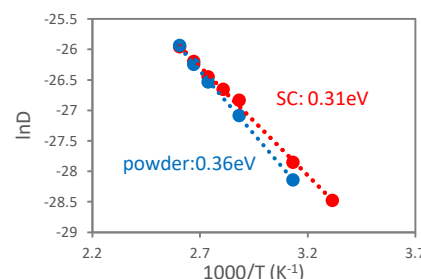
Analytical example 2 Li ion dynamics in inorganic oxide solid electrolytes.

It is also possible to analyze the diffusion behavior of Li ions in inorganic solid electrolytes with a small diffusion coefficient. The activation energy of diffusion motion can be calculated from the temperature dependence of the diffusion coefficient.

Method: ⁷Li Stimulated Echo
Sample : LLTZO (Single Crystal, Powder)



Stejskal-Tanner diffusion plot at various temperatures.



Activation energy of diffusion motion. (An Arrhenius plot of diffusion coefficient)

Courtesy of Dr. Naoaki Kuwata (NIMS)
Dr Junji Akimoto (AIST)

Y. Hashimoto, M. Nayuki, N. Horike, and A. Yoshino, *JEOL NEWS*, vol.40

Courtesy of Asahi Kasei Corporation

Certain products in this brochure are controlled under the "Foreign Exchange and Foreign Trade Law" of Japan in compliance with international security export control. JEOL Ltd. must provide the Japanese Government with "End-user's Statement of Assurance" and "End-use Certificate" in order to obtain the export license needed for export from Japan. If the product to be exported is in this category, the end user will be asked to fill in these certificate forms.

